

EXAMGOOD

QUESTION & ANSWER

Exam Good provides update free of charge in one year!

Accurate study guides
High passing rate!

<http://www.examgood.com>

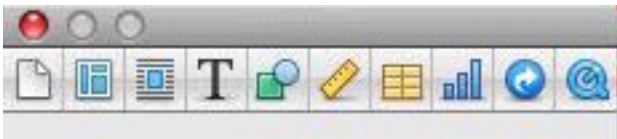
Exam : **9L0-806**

Title : **IWork Level One**

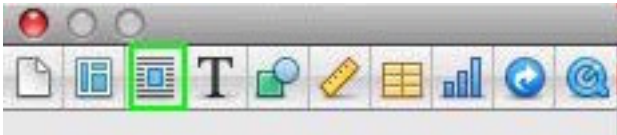
Version : **Demo**

1.HOTSPOT

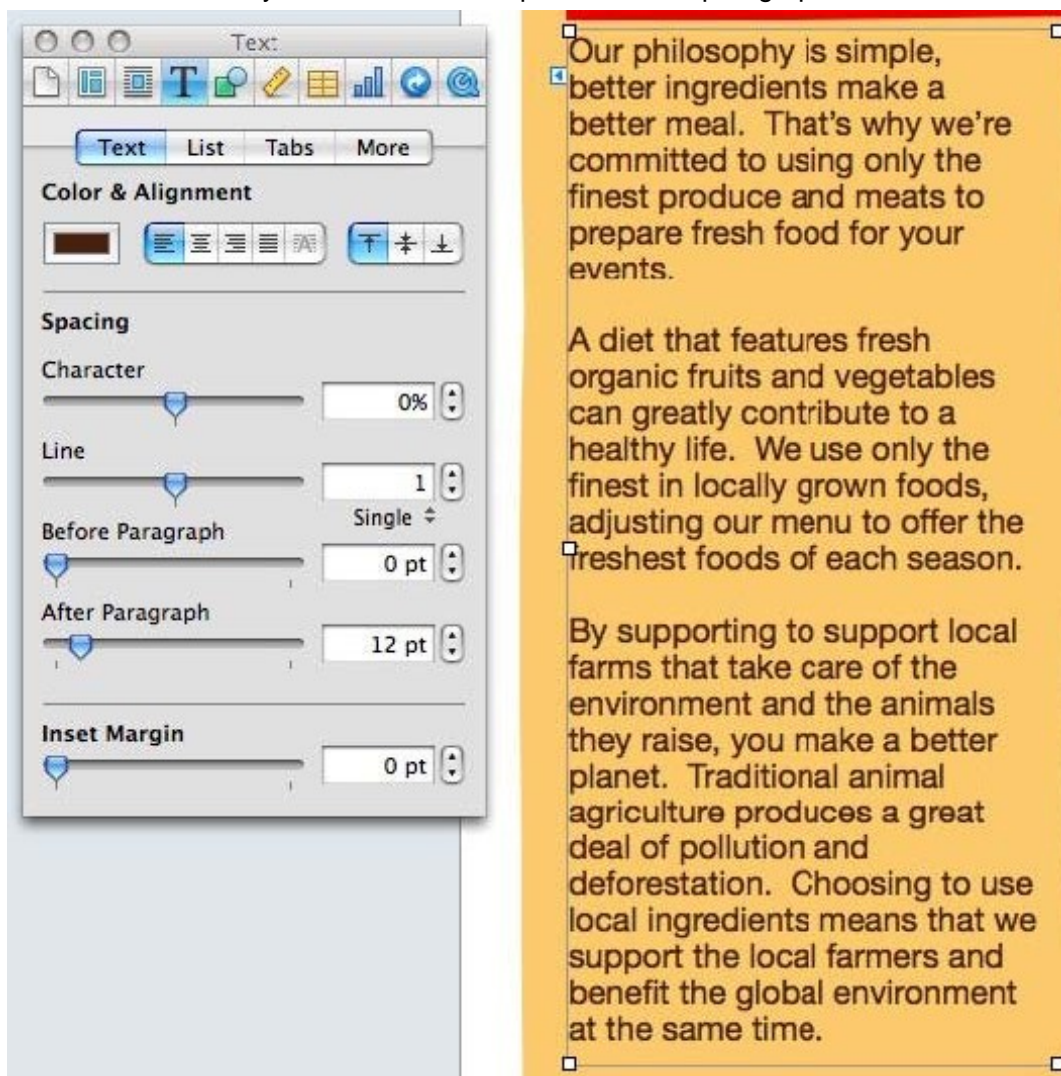
Click the Pages button that allows you wrap text around an inserted image.



Answer:



2.Which item allows you to increase the space between paragraphs as shown in the image.?

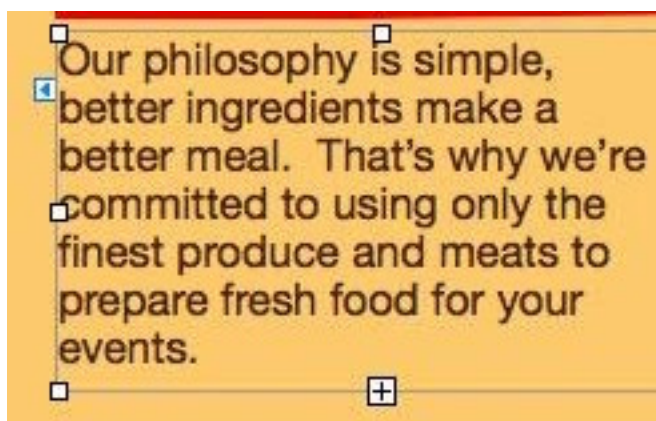
A screenshot showing a text formatting panel on the left and a text document on the right. The panel has sections for 'Color & Alignment', 'Spacing', and 'Inset Margin'. Under 'Spacing', there are sliders and input fields for 'Character' (0%), 'Line' (1), 'Before Paragraph' (0 pt), 'After Paragraph' (12 pt), and 'Inset Margin' (0 pt). The text document on the right shows three paragraphs of text with a significant gap between the first and second paragraphs, and a smaller gap between the second and third paragraphs. The 'After Paragraph' setting is set to 12 pt.

- A. After Paragraph
- B. Character
- C. Line

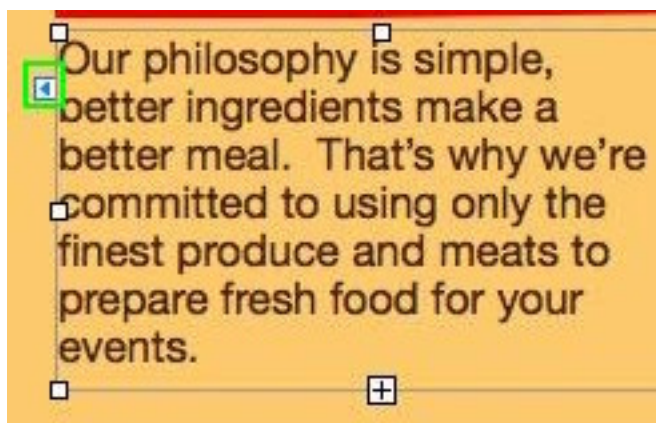
Answer: C

3.HOTSPOT

Click the Pages item that allows you to link text boxes.

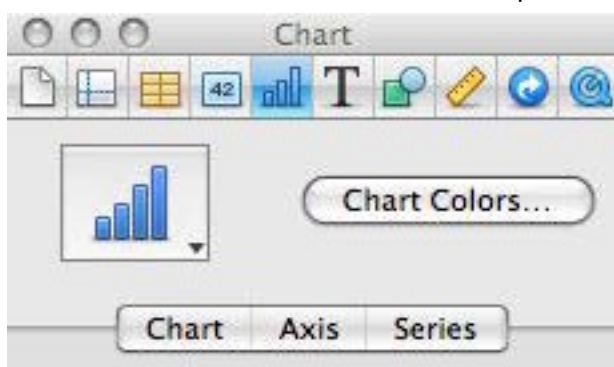


Answer:

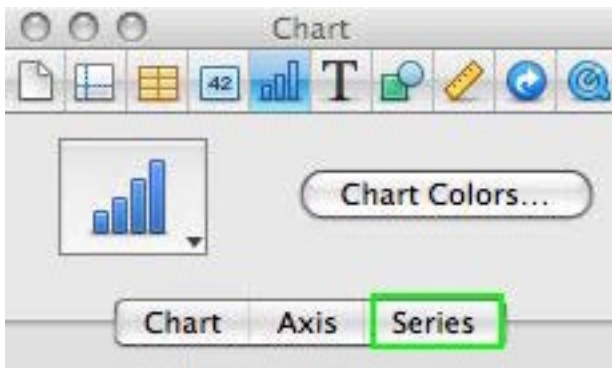


4.HOTSPOT

Click the Numbers button in the Chart inspector that allows you to add error bars to your chart.



Answer:



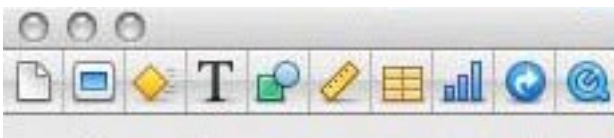
5.Which menu item allows you to shrink the overall size of a Keynote presentation containing scaled images or trimmed media?

- A. File > Reduce File Size
- B. Format > Advanced
- C. Slide > Collapse All

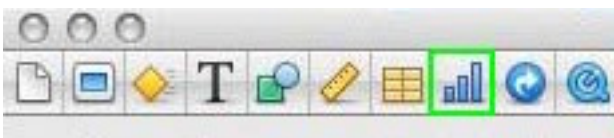
Answer: A

6.HOTSPOT

Click the Keynote item that allows you access the Chart Data Editor.



Answer:



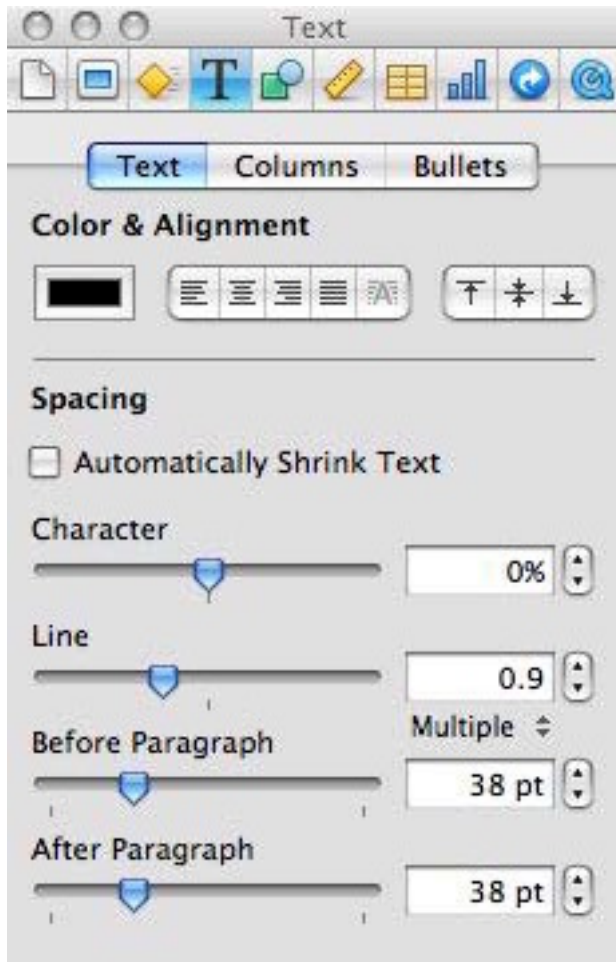
7.Which of the following is indicated by a red bar at the top of the Presenter Display?

- A. The next build or animation is loaded and ready for playback.
- B. You should wait before clicking to advance to the next build or slide.
- C. The next slide contains an error.

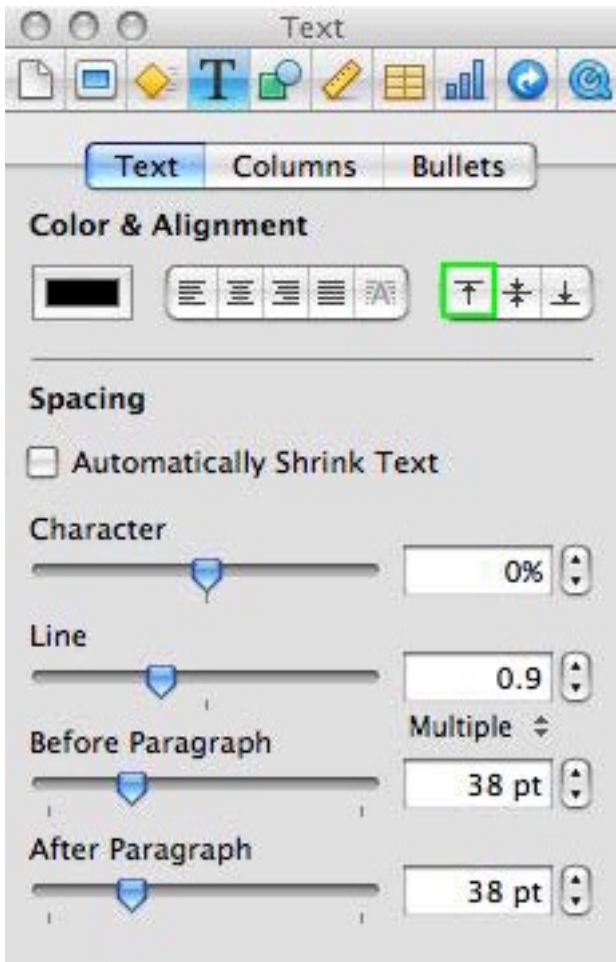
Answer: A

8.HOTSPOT

Click the Keynote button that allows you to align text to the top of a text box.



Answer:



9.HOTSPOT

Click the button that allows you to view and pick iPhoto images from within Keynote.



Answer:



10.HOTSPOT

Click the Numbers item that allows you to format a cell (e.g. Date & Time).



Answer:

