EXAMGOOD

QUESTION & ANSWER

Exam Good provides update free of charge in one year!

Accurate study guides

High passing rate!

http://www.examgood.com

Exam : **AZ-200**

Title : Microsoft Azure Developer Core Solutions

Version : DEMO

1.Topic 1, Litware Inc

Background

You are a developer for Litware Inc., a SaaS company that provides a solution for managing employee expenses. The solution consists of an ASP.NET Core Web API project that is deployed as an Azure Web App.

Overall architecture

Employees upload receipts for the system to process. When processing is complete, the employee receives a summary report email that details the processing results. Employees then use a web application to manage their receipts and perform any additional tasks needed for reimbursement.

Receipt processing

Employees may upload receipts in two ways;

- Uploading using an Azure Files mounted folder
- Uploading using the web application

Data Storage

Receipt and employee information is stored in an Azure SQL database.

Documentation

Employees are provided with a getting started document when they first use the solution. The documentation includes details on supported operating systems for Azure File upload, and instructions on how to configure the mounted folder.

Solution details

Column	Description
UserId	unique identifier for and employee
ExpenseAccount	employees expense account number in the format 1234-123-1234
AllowedAmount	limit of allowed expenses before approval is needed
SupervisorId	unique identifier for employee's supervisor
SecurityPin	value used to validate user identity

Web Application

You enable MSI for the Web App and configure the Web App to use the security principal name.

Processing

Processing is performed by an Azure Function that uses version 2 of the Azure Function runtime. Once processing is completed, results are stored in Azure Blob Storage and an: Azure SQL database. Then, an email summary is sent to the user with a link to the processing report. The link to the report must remain valid if the email is forwarded to another user.

Requirements

Receipt processing

Concurrent processing of a receipt must be prevented.

Logging

Azure Application Insights is used for telemetry and logging in both the processor and the web application. The processor also has TraceWriter logging enabled. Application Insights must always contain all log messages.

Disaster recovery

Regional outage must not impact application availability. All DR operations must not be dependent on application running and must ensure that data in the DR region is up to date.

Security

- Users SecurityPin must be stored in such a way that access to the database does not allow the viewing of SecurityPins. The web application ts the only system that should have access to SecurityPins.
- All certificates and secrets used to secure data must be stored in Azure Key Vault.
- You must adhere to the Least Privilege Principal.
- All access to Azure Storage and Azure SQL database must use the application s Managed Service Identity (MSI).
- Receipt data must always be encrypted at rest.
- All data must be protected in transit.
- User's expense account number must be visible only to logged in users. All other views of the expense account nun with the remaining parts obscured.
- In the case of a security breach, access to all summary reports must be revoked without impacting other parts of the system.

Issues

Upload format issue

Employees occasionally report an issue with uploading a receipt using the web application. They report that when they upload a receipt using the Azure File Share, the receipt does not appear in their profile. When this occurs, they delete the file in the file share and use the web application, which returns a 500 Internal Server error page.

Capacity issue

During busy periods, employees report long delays between the time they upload the receipt and when it appears in the web application.

Log capacity issue

Developers report that the number of log messages in the trace output for the processor is too high, resulting in lost log messages-

Application code

Processing.cs

Processing.cs

```
PC01 public static class Processing
PC02  {
PC03     public static class Function
PC04    {
PC05      [FunctionName ("IssueWork")]
PC06      public static async Task Run ([TimerTrigger("0 "/5" ****")] TimerInfo timer, ILogger log)
PC07      {
PC08        var container = await GetCloudBlobContainer();
PC09        foreach (var fileItem in await ListFiles())
PC10        {
PC11          var file = new CloudFile (fileItem.StorageUri.PrimaryUri);
PC12          var ms = new MemoryStream();
PC13          await file.DownloadToStreamAsync(ms);
PC14          var blob = container.GetBlockBlobReference (fileItem.Uri.ToString());
PC15          await blob.UploadFromStreamAsync(ms);
PC16
PC17         }
PC18   }
PC19   private static CloudBlockBlob GetDRBlob (CloudBlockBlob sourceBlob)
PC20   {
PC21     . . .
PC22   }
PC23   private static async Task<CloudBlobContainer> GetCloudBlobContainer()
PC24   {
PC25     var cloudBlobClient = new CloudBlobClient (new Uri(" . . ."), await GetCredentials());
PC26
PC27    await cloudBlobClient.GetRootContainerReference().CreatIfNotExistAsync();
PC28    return cloudBlobClient.GetRootContainerReference();
PC29  }
PC30   private static async Task<StorageCredentials> GetCredentials()
PC31   {
PC32     . . .
PC33   }
PC34    private static async Task<List<IListFileItem>> ListFiles()
PC35   {
PC36     . . .
PC37   }
PC37   private KeyVaultClient _keyVaultClient = new KeyVaultClient(". . .");
PC38   }
PC39 }
```

Database.cs

```
DB01 public class Database
DB02 {
DB03   private string ConnectionString =
DB04
DB05  public async Task<object> LoadUserDetails(string userId)
DB06  {
DB07
DB08  return await policy.ExecuteAsync (async () =>
DB09  {
DB10    using (var connection = new SqlConnection (ConnectionString))
DB11    {
DB12      await connection.OpenAsync();
DB13      using (var command = new SqlCommand("_", connection))
DB14      using (var reader = command.ExecuteReader())
DB15       {
DB16            -
DB17       }
DB18    }
DB19   }};
DB20  }
DB21 }
```

ReceiptUploader.cs

```
RU01  public class ReceiptUploader
RU02  {
RU03    public async Task UploadFile(string file, byte[ ] binary)
RU04   {
RU05     var httpClient = new HttpClient();
RU06     var response = await httpClient.PutAsync( "…", new ByteArrayContent(binary));
RU07     while (ShouldRetry (response))
RU08     {
RU09       response = await httpClient.PutAsync ("…", new ByteArrayContent(binary));
RU10    }
RU11  }
RU12  private bool ShouldRetry(HttpResponseMessage response)
RU13  {
RU14
RU15   }
RU16 }
```

ConfigureSSE.ps1

```
CS01 $storageAccount = Get-AzureRmStorageAccount -ResourceGroupName "…" -AccountName "…"
CS02 $keyVault = Get-AzureRmKeyVault -VaultName "…"
CS03 $key = Get-AzureKeyVaultKey -VaultName $keyVault.VaultName -Name "…"
CS04   Set-AzureRmKeyVaultAccessPolicy'
CS05   -VaultName $keyVault.VaultName'
CS06  -ObjectId $storageAccount.Identity.PrincipalId'
CS07
CS08
CS09  Set-AzureRmStorageAccount"
CS10 -ResourceGroupName $storageAccount.ResourceGroupName'
CS11 -AccountName $storageAccount.StorageAccountName'
CS12 -EnableEncryptionService File '
CS13 -KeyvaultEncryption'
CS14 -KeyName $key.Name
CS15 -KeyVersion $key.Version'
CS16 -KeyVaultUri $keyVault.VaultUri
```

Note: This question is part of a series of questions that present the same scenario. Each question in the series contains a unique solution Determine whether the solution meets the stated goals.
You need to ensure that the SecurityPin security requirements are met.
Solution: Enable Always Encrypted for the SecurityPin column using a certificate based on a trusted certificate authority. Update the Getting Started document with instruction to ensure that the certificate is installed on user machines.
Does the solution meet the goal?
A. Yes
B. No
Answer: B

2.Note: This question is part of a series of questions that present the same scenario. Each question in the series contains a unique solution. Determine whether the solution meets the stated goals.
You need to ensure that the SecurityPin security requirements are met.
Solution: Enable Always Encrypted for the SecurityPin column using a certificate contained in Azure Key Vault and grant the WebAppIdentity service principal access to the certificate.
Does the solution meet the goal?
A. Yes
B. No
Answer: A

3.Note: This question is part of a series of questions that present the same scenario. Each question in the series contains a unique solution. Determine whether the solution meets the stated goals.
You need to ensure that the SecurityPin security requirements are met.
Solution; Using the Azure Portal, add Data Masking to the SecurityPin column, and exclude the dbo user. Add a SQL security policy with a filter predicate based on the user identity.
Does the solution meet the goal?
A. Yes
B. No

Answer: B

4.DRAG DROP
You need to ensure that the upload format issue is resolved.
What code should you add at line RU14?
To answer, drag the appropriate code fragments to the correct locations. Each code fragment may be used once, more than once, or not at all. You may need to drag the split bar between panes or scroll to view content.
NOTE: Each correct selection is worth one point.

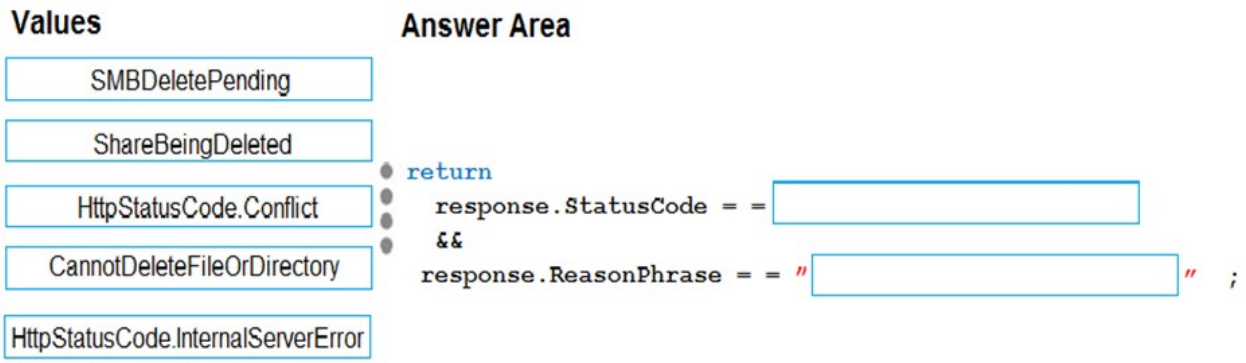

Answer:

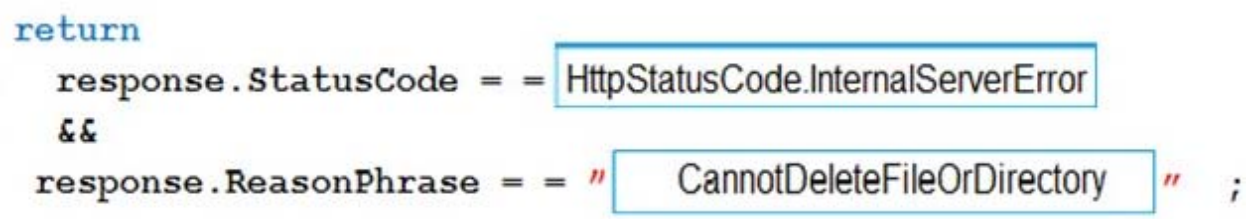

Explanation:
Box 1: HttpStatusCode.InternalServerError
HttpStatusCode.InternalServerError is equivalent to HTTP status 500. InternalServerError indicates that a generic error has occurred on the server.
Box 2: CannotDeleteFileOrDirectory
HttpResponseMessage.ReasonPhrase Property gets or sets the reason phrase which typically is sent by servers together with the status code.
Scenario: Upload format issue
Employees occasionally report an issue with uploading a receipt using the web application. They report that when they upload a receipt using the Azure File Share, the receipt does not appear in their profile. When this occurs, they delete the file in the file share and use the web application, which returns a 500 Internal Server error page.
References:
https://docs.microsoft.com/en-us/dotnet/api/system.net.httpstatuscode?redirectedfrom=MSDN&view=netframework-4.7.2

5.HOTSPOT
You need to add the Supporting Operating Systems section to the Getting Started document.

How should you complete the section? To answer, select the appropriate options in the answer area.
NOTE: Each correct selection is worth one point.

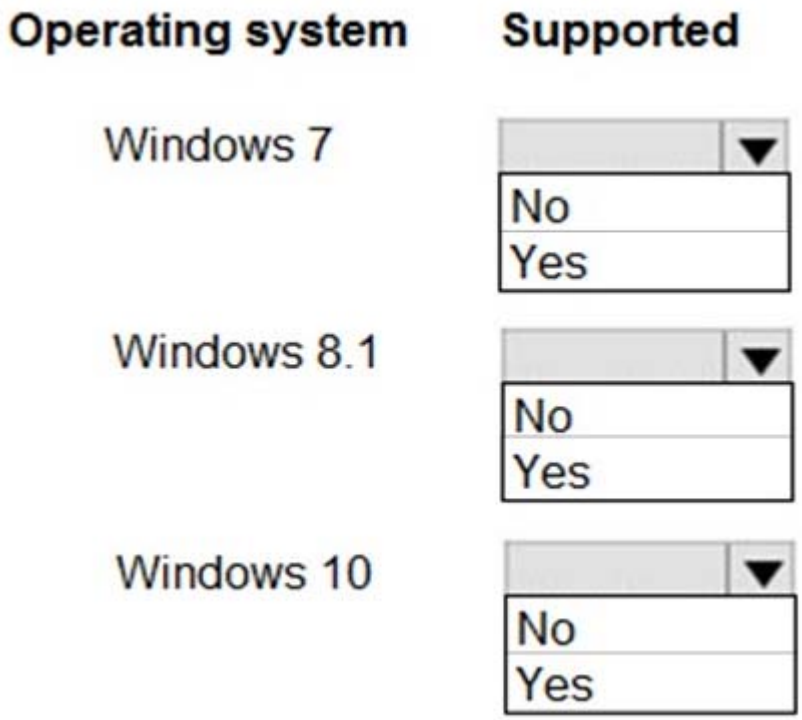

Answer:

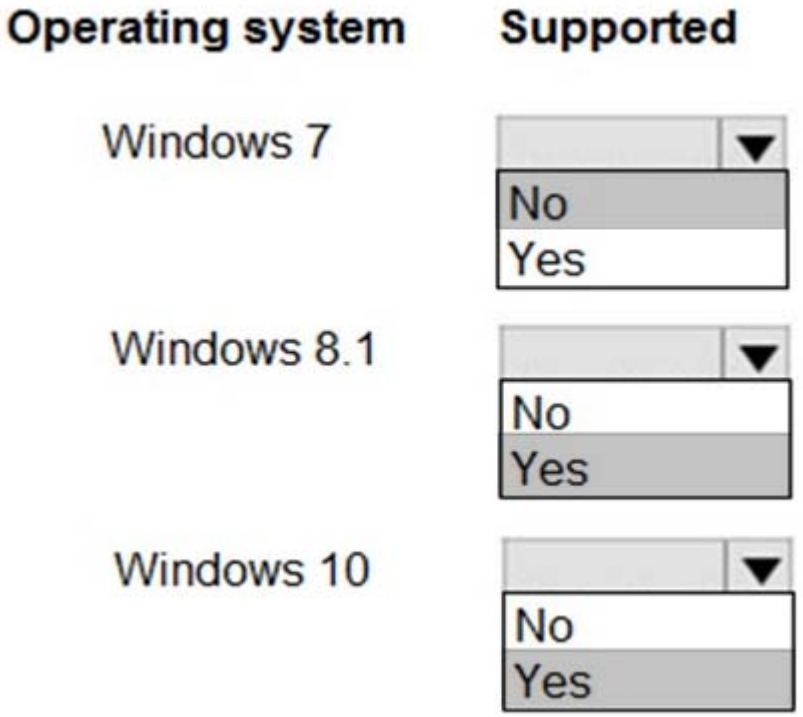

Explanation:

Windows version	SMB version	Mountable in Azure VM	Mountable On-Premises
Windows Server 2019	SMB 3.0	Yes	Yes
Windows 10[1]	SMB 3.0	Yes	Yes
Windows Server semi-annual channel[2]	SMB 3.0	Yes	Yes
Windows Server 2016	SMB 3.0	Yes	Yes
Windows 8.1	SMB 3.0	Yes	Yes
Windows Server 2012 R2	SMB 3.0	Yes	Yes
Windows Server 2012	SMB 3.0	Yes	Yes
Windows 7	SMB 2.1	Yes	No
Windows Server 2008 R2	SMB 2.1	Yes	No

[1]Windows 10, versions 1507, 1607, 1703, 1709, 1803, and 1809.
[2]Windows Server, version 1709 and 1803.

Scenario: Employees are provided with a getting started document when they first use the solution. The documentation includes details on supported operating systems for Azure File upload, and instructions on how to configure the mounted folder.
You can use Azure file shares on a Windows installation that is running either in an Azure VM or on-premises. The following table illustrates which OS versions support accessing file shares in which environment:
References:
https://docs.microsoft.com/en-us/azure/storage/files/storage-how-to-use-files-windows