

# EXAMGOOD

## QUESTION & ANSWER

Exam Good provides update free of charge in one year!

Accurate study guides  
High passing rate!

<http://www.examgood.com>

**Exam** : **HP0-417**

**Title** : Implementing & Supporting  
HP Storage Essentials v5.0

**Version** : DEMO

**1.What are steps of the HP Storage Essentials v5.0 discovery process? Select THREE.**

- A.Detail Scan: Scan for SAN topology, backup topology, and all available volumes.
- B.Unlock: At the end of the discovery, data flow in the storage network is re-enabled.
- C.Setup: Before the initial scan starts, an IP address or an IP address range must be specified.
- D.Topology Scan: On the second scan after initial scan, a tree shows all dependencies between devices.
- E.Hardware Scan: After the detailed scan has completed, a hardware scan starts to identify all available resources.
- F.License Scan: After the hardware scan has completed, a scan starts to identify all licensed and unlicensed server applications.

**Correct:A C D**

**2.What are optional HP Storage Essentials v5.0 plug-ins? Select THREE.**

- A.Sybase Viewer
- B.Global Database Viewer
- C.Policy Viewer
- D.Chargeback Manager
- E.Oracle Viewer
- F.Performance Manager

**Correct:A D E**

**3.According to Gartner, which management processes are included in network storage administration? Select THREE.**

- A.service management
- B.inventory management
- C.deployment management
- D.compliance management
- E.architecture management
- F.workflow management

**Correct:A C D**

**4.What do the capacity and utilization reports display?**

- A.host performance - CPU and memory usage
- B.file utilization - frequently used files and unused files which may be archived to tape or optical media
- C.storage utilization - thresholds set by the administrators that provide notification when additional storage capacity must be added
- D.host utilization - mounted and unmounted disks and percentage of used mounted disks

**Correct:D**

**5.What is the provisioning method in the HP Storage Essentials v5.0 Enterprise Edition?**

- A.multi-action, host based - shows all current pools allocated by hosts and cannot be scheduled
- B.single-action, single-element - occurs in real time and cannot be scheduled
- C.SAN based - shows which hosts have allocated storage in a SAN and can be scheduled
- D.storage based - shows how many hosts have allocated capacity on a storage system and can be scheduled

**Correct:B**

**6.Which operating system is supported for an HP Storage Essentials management server?**

- A.SGI IRIX
- B.Red Hat Linux Advanced Server (all 32 bit)

C.Microsoft Windows (32-bit)

D.HP-UX

**Correct:C**

**7.What are management server components of HP Storage Essentials v5.0? Select THREE.**

A.SAN Explorer

B.Global Explorer

C.Capacity Manager

D.Application Viewer

E.Chargeback Manager

F.Performance Manager

**Correct:C D F**

**8.How does the integration of HP Storage Essentials with HP Systems Insight Manager improve efficiency?**

A.Infrastructure asset management is streamlined.

B.Storageview presents discovery results directly in HP SIM.

C.All discovered items are automatically stored in an Access database.

D.Both HP Storage Essentials and HP Systems Insight Manager store their discovered information on a UNIX server.

**Correct:A**

**9.Click the Task button. Select the System Explorer tree pane tabs and assign the correct functions to them by dragging and dropping the boxes. Select THREE. Click the Exhibit button for instructions on completing drag and drop items.**

Select the System Explorer tree pane tabs and assign the correct functions to them by dragging and dropping the boxes. Select THREE.

Select from here:

Tabs	Functions
Access	Deletes a selected element from the topology.
Group	Initiates a rediscovery of elements.
List	Lists elements by fabric and alphabetical name.
Path	Lists elements by functional groups.
Refresh	Lists elements by server.
Remove	Lists elements by zone entry, host binding, and LUN access.

Arrange here:

Tabs	Functions
place here	place here
place here	place here
place here	place here

1. Place the tip of the mouse cursor over the object you want to move (usually a panel, picture, or words).





2. Click and hold down the *left* mouse button.

3. Move the mouse (without releasing the mouse button) to move or "drag" the object.

4. Center the object over the place you would like it to go.

5. Release the mouse button to place or "drop" the object into its new location.

Hint: Watch the mouse cursor to see where to drop objects.

Status	Cursor	Example	Status	Cursor	Example
OK to Drop			NOT OK to Drop		

Correct:

- Green choice1---->Yellow Choice1
- Green choice5---->Yellow Choice3
- Green choice7---->Yellow Choice5
- Green choice6---->Yellow Choice4
- Green choice12---->Yellow Choice2
- Green choice10---->Yellow Choice6

**10.Which storage management problems can be addressed by implementing HP Storage Essentials?**

- A.lower storage cost, shrinking IT budgets, overutilized storage
- B.uncontrolled storage growth, shrinking IT budgets, underutilized storage
- C.growing backup windows, overutilized storage, uncontrolled storage growth
- D.overutilized storage, uncontrolled storage growth, shrinking IT budgets

**Correct:B**